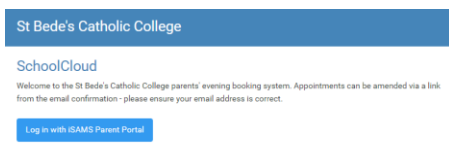


# Guide for Booking Parent Evening Appointments

Log into Parent Portal and click the 'Parent Evening Booking' link or browse to <https://stbcc.schoolcloud.co.uk/>

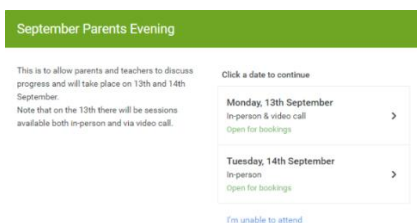


## Step 1: Login

Click the *Log in with iSAMS Parent Portal* button. When you press this, you will be taken to the Parent Portal page. Enter your login details and press 'Sign in'.

You will then be automatically re-directed back to the Parents Evening website.

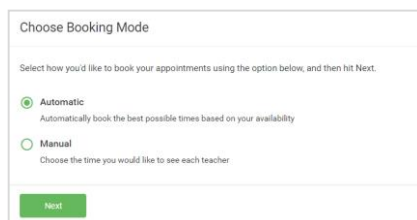
A confirmation of your appointments will be sent to your email address associated with Parent Portal.



## Step 2: Select Parents' Evening

Click on the date you wish to book.

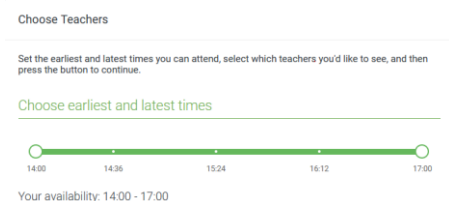
Unable to make all of the dates listed? Click *I'm unable to attend*.



## Step 3: Select Booking Mode

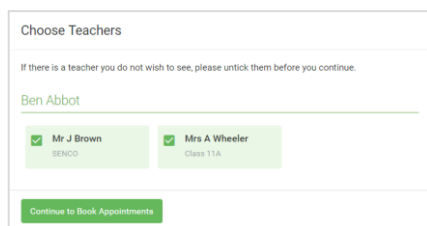
Choose *Automatic* if you'd like the system to suggest the shortest possible appointment schedule based on the times you're available to attend. To pick the times to book with each teacher, choose *Manual*. Then press *Next*.

We recommend choosing the automatic booking mode when browsing on a mobile device.



## Step 4: Select Availability

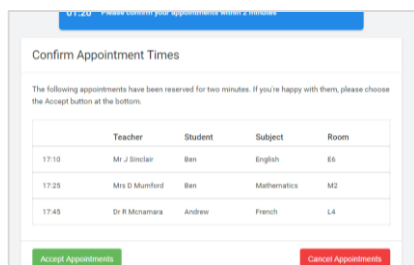
Drag the sliders at the top of the screen to indicate the earliest and latest you can attend.



## Step 5: Choose Teachers

Select the teachers you'd like to book appointments with. A green tick indicates they're selected. To de-select, click on their name.

If you chose Automatic, every teacher will be selected. Please de-select any teacher you do not wish or need to see.



## Step 6: Book Appointments (Automatic)

If you chose the automatic booking mode, you'll see provisional appointments which are held for 2 minutes. To keep them, choose *Accept* at the bottom left.

If it wasn't possible to book every selected teacher during the times you are able to attend, you can either adjust the teachers you wish to meet with and try again, or switch to manual booking mode.

	Mr J Brown SENCO (A2) Ben	Miss B Patel Class 10E (H3) Andrew	Mrs A Wheeler Class 11A (L1) Ben
16:30		✓	
16:40			
16:50	+		+
17:00			+

## Step 7: Book Appointments

Click any of the green cells to make an appointment. Blue cells signify where you already have an appointment. Grey cells are unavailable.

To change an appointment, delete the original by hovering over the blue box and clicking *Delete*. Then choose an alternate time.

You can optionally leave a message for the teacher to say what you'd like to discuss, or raise anything beforehand.

Once you're finished booking all appointments, at the top of the page in the alert box, press *click here* to finish the booking process.

September Parents Evening			Tuesday, 14th September
2 appointments from 16:15 to 16:45			In-person
<a href="#">Print</a> <a href="#">Amend Bookings</a> <a href="#">Subscribe to Calendar</a>			
This is to allow parents and teachers to discuss progress and will take place on 13th and 14th September. Note that on the 13th there will be sessions available both in-person and via video call.			
Teacher	Student	Subject	
16:15	Mr Mark Lubbock	Jason Aaron	English
16:30	Miss Bina Patel	Jason Aaron	Religious Education
September Parents Evening 2 appointments from 16:30 to 16:45			Monday, 13th September Video call
September Parents Evening 2 appointments from 15:00 to 15:45			Monday, 13th September In-person

## Step 8: Finished

All your bookings now appear on the My Bookings page. An email confirmation has been sent and you can also print appointments by pressing *Print*. Click *Subscribe to Calendar* to add these and any future bookings to your calendar.

To change your appointments, click on *Amend Bookings*.